






## YTD December 2020

### EBITDA Variances to Budget

Department	Amount
 <b>Better Than Budget</b>	
Golf Operations	343,043
Legal	216,019
Recreation	204,533
Maintenance & Construction	144,616
Golf Maintenance	83,151
Human Resources	56,616
Communication and Marketing	17,906
Lakes and Parks	12,772
 <b>Worse Than Budget</b>	
Clubhouses	(15,911)
Member Services	(25,534)
Accounting	(26,791)
Information Technology	(75,726)
General Income	(154,632)
General Manager's Office	(185,286)
Food and Beverage	(222,809)
 Total POA w/o Water Variance	371,966
 Water Department	980,262

### POA EBITDA Variance to Budget

Department	Amount
Gross Profit	415,178
Expenses	(43,212)
 EBITDA	371,966
<b>Month-End Borrowing</b>	
Water Department	2,923,266
Line of Credit	0
<b>Month-End Available Cash &amp; Reserves</b>	
POA	153,598
Water Department	3,107,650

\* More Detailed Financial Information can be found at:  
[www.bellavistapoa.com/governance/financials](http://www.bellavistapoa.com/governance/financials)