






## YTD November 2020

## EBITDA Variances to Budget

Department	Amount
 Better Than Budget	
Golf Operations	371,092
Recreation	250,513
Legal	241,507
Golf Maintenance	205,149
Maintenance & Construction	173,676
Lakes and Park	84,752
Human Resources	44,648
General Manager's Office	1,615
 Worse Than Budget	
Communication and Marketing	(3,540)
Accounting	(5,467)
Member Services	(12,834)
Clubhouses	(24,925)
Information Technology	(48,041)
Food and Beverage	(170,993)
General Income	(229,265)
 Total POA w/o Water Variance	877,887
 Water Department	981,636

## POA EBITDA Variance to Budget

Department	Amount
Gross Profit	291,856
Expenses	586,030
 EBITDA	877,887
<b>Month-End Borrowing</b>	
Water Department	2,407,451
Line of Credit	0
<b>Month-End Available Cash &amp; Reserves</b>	
POA	127,353
Water Department	3,672,379

\*More Detailed Financial Information can be found at:  
[www.bellavistapoa.com/governance/financials](http://www.bellavistapoa.com/governance/financials)