






YTD September 2020

EBITDA Variances to Budget

Department	Amount
 Better Than Budget	
Recreation	264,228
Golf Maintenance	244,863
Golf Pro Shop	229,763
Maintenance & Construction	182,946
Lakes and Parks	117,355
Human Resources	42,408
Accounting	31,580
Clubhouses	19,709
General Manager's Office	18,546
Communication and Marketing	18,333
Information Technology	1,657
 Worse Than Budget	
Member Services	(13,736)
General Income	(116,378)
Food and Beverage	(151,762)
 Total POA w/o Water Variance	993,727
 Water Department	1,033,106

POA EBITDA Variance to Budget

Department	Amount
Gross Profit	(85,140)
Expenses	1,078,867
 EBITDA	993,727
Month-End Borrowing	
Water Department	1,922,672
Line of Credit	0
Month-End Available Cash & Reserves	
POA	113,351
Water Department	4,817,781

*More Detailed Financial Information can be found at:
www.bellavistapoa.com/governance/financials