






## YTD MARCH 2020

### EBITDA Variances To Budget

Department	Amount
 <b>Better Than Budget</b>	
Golf Maintenance	154,586
Lakes and Parks	86,291
Recreation	68,419
Central Administration (GM)	38,685
Maintenance & Construction	29,848
Accounting	25,429
Golf Pro Shops	20,644
Information Technology	19,530
Communications & Marketing	17,824
Human Resources	15,352
Member Services	9,900
Legal	6,410
Clubhouses	2,063
 <b>Worse Than Budget</b>	
Food and Beverage	(15,667)
General Income and Expense	(29,478)
 Total POA Variance	449,836
 Water Department	191,513

### POA EBITDA Variance to Budget

Description	Amount
Gross Profit	(68,449)
Expenses	518,285
 EBITDA	449,836
<b>Month-End Borrowing</b>	
Water Department	2,767,840
Line of Credit	0
<b>Month-End Available Cash &amp; Reserves</b>	
POA	4,900
Water Department	2,012,800

\*More detailed financial information can be found at:  
[www.bellavistapoa.com/governance/financials/](http://www.bellavistapoa.com/governance/financials/)